



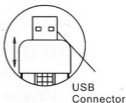
Smart Wireless Flash Drive

Operation Manual



Slidable USB Connector

ON/Off Button:
Press down to blue
LED on, WIFI on.
Press down to blue
LED off, WIFI off.



Blue LED:
Flashing means WIFI
signal working
Fast Blinking means
USB data transmission.

TF Card Slot

Red LED:
LED on when Charging, LED off when fully,
Flashing when low battery.

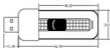


Figure 1:Unit MM



Figure 2:Unit MM

1. Install Software

IOS

Use mobile scan ISO QR code or search "WiFi USB" on IOS APP and download to install.

Android

Use mobile scan Android QR code or search "WiFi USB" on Android App store and download to install.



Available on the iPhone

App Store



Google play

2.Connect Device

IOS

Settings >WiFi,in WiFi signal listing, select WiFi-USB.....



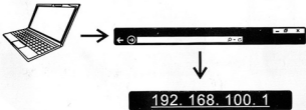
After Connection, click



APP software start to use.

3.PC Connecting

Firstly,connecting smart U-Disk SSID,then enter IP in browser:192.168.100.1,to view files on U-Disk.



4. Connect U-Disk





Input IP _____

Input Subnetmask: _____

Click WiFi at up-left corner after input.

5.APP Funtion Introduction:

- Connect Smart U-Disk, Open App, click "Contacts Backup". to finish backup mobile contacts.
- Click "Direct Connect" to modify device name and security encryption.
- Click "Direct Connect" to scan U-Disk files.
- Click "Edit" at up-right to encrypt file,send email,copy,delete, rename or move to mobile.
- Click  at down-right to create new folder, add pictures, record.
- Viewing picture, click  to copy picture to album.

6.File format

- File:DOCX DOC HTML PPTX RTF
XLSX XLS TXT RTFD PPT TFT VCF
PDF
- Audo:ACC ALF AIFF CAF M4A WAV
MP3
- Picture:JPG CUR GIF BMP ICO TIF
TIFF PAG XBM
- Video:3GP AVI FLV M4V Mp4 MKV
MPV RM RMVB TS WMV MPG

7. Connect to Apple TV or Android TV Box

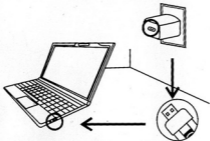
- Smart U-Disk connect Apple TV to same WiFi network, select  function to viewing U-Disk files on TV screen.

8. Cloud Storage

- Click  **Dropbox**  to upload U-Disk files to cloud storage.
Download Dropbox APP to use files from cloud storage.

9.Charging

Red light blinks slowly when working,means need to charge device.About 1.5 hours can charge fully.



Notice: Long press ON/OFF button for 30s in case of forgot password, blue/red light flashing at the same time, will restore factory settings.